

### Limited Review Report

To,  
Board of Directors of Eureka Industries Limited

We have reviewed the accompanying statement of unaudited financial results of **Eureka Industries Limited** for the quarter ended 30<sup>th</sup> September, 2022 which are included in the accompanying "Statement of Unaudited Financial Result for Quarter ended September 30, 2022" together with relevant notes thereon. The statement has been prepared by company pursuant to regulation 33 of the Securities and Exchange Board of India (Listing Obligations and Disclosure Requirements) Regulations, 2015, as amended (the "Listing Regulations").

The statement is the responsibility of the company's management and has been approved by the Board of Directors, has been prepared in accordance with the recognition and measurement principles laid down in the Ind AS 34 "Interim Financial Reporting (Ind As 34), prescribed under section 133 of the companies act, 2013 as amended, read with relevant rules issued thereunder and other accounting principles generally accepted in India. Our responsibility is to issue a report on the statement based on our review.


We conducted our review in accordance with the Standard on Review Engagement (SRE) 2410, "Review of Interim Financial Information Performed by the Independent Auditor of the Entity", issued by the ICAI. This Standard requires that we plan and perform the review to obtain moderate assurance as to whether the financial statements are free of material misstatement. A review of Interim Financial information consists of making inquiries, primarily of persons responsible for financial and accounting matters, and applying analytical and other review procedures. A review is substantially less in scope than an audit conducted in accordance with Standards on Auditing and consequently does not enable us to obtain assurance that we would become aware of all significant matters that might be identified in an Audit. Accordingly, we do not express an Audit opinion.

Based on our review conducted as above, nothing has come to our attention that causes us to believe that the accompanying statement of unaudited financial results prepared in accordance with the recognition and measurement principles laid down in the aforesaid Indian Accounting Standards ("Ind As") specified under Section 133 of the Companies Act, 2013 as amended, read with relevant rules issued thereunder and other accounting principles generally accepted in India, has not disclosed the information required to be disclosed in terms of the Listing Regulations, including the manner in which it is to be disclosed, or that it contains any material misstatement.

Date : 20<sup>th</sup> October 2022  
Place : Ahmedabad

For, VSSB & Associates  
Chartered Accountants.

Firm No. 121356W



(Vishves A Shah)

Partner

Firm No. 109944

UDIN: 22109944BAMGHJ4830

HO: A/912, 9th Floor, Ratnaakar Nine Square, Opp. Keshavbaug Party Plot, Vastrapur, Ahmedabad – 380015, GJ  
(o) 079 2754 1783 (m) +91 93777 71182 (e) cavishves@gmail.com

Ahmedabad Branch: 108, Sunrise Mall, Nr. Mansi Cross Roads, Judges Bungalow Road, Vastrapur, Ahmedabad-380015, GJ  
(o) 079 4801 1304 (m) +91 91063 06216 (e) cashridhar@gmail.com

Anand Branch: F/2, Shreeji Charan Complex, Near Grid Cross Roads, Anand – 388001, GJ  
(m) +91 99987 48626 (e) cashivambhavsar@gmail.com

**EUREKA INDUSTRIES LIMITED**

(CIN : L91110GJ1992PLC018524)

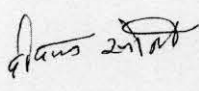

Reg. Office:307-B, Harekrishna Complex, B/h City Gold Cinema, Ashram Road, Ahmedabad-380009.

E-mail:eurekaindltd@gmail.com

**STATEMENT OF UN-AUDITED FINANCIAL RESULTS FOR THE QUARTER AND HALF YEAR ENDED ON SEPTEMBER 30, 2022**

(Rs. in lacs except Per share data)

Sr No	Particulars	Quarter ended	Quarter ended	Quarter ended	Half Year ended	Half Year ended	For the year ended
		September 30, 2022	June 30, 2022	September 30, 2021	September 30, 2022 (Year to date for Current Period)	September 30, 2021 (Year to date for Current Period)	
		Un-Audited	Un-Audited	Un-Audited	Un-Audited	Un-Audited	Audited
<b>1</b>	<b>Revenue From Operations</b>						
	(a) Revenue from Operations	378.150	123.017	-	501.167	-	27.330
	(b) Other Income	0.465	-	2.748	0.465	2.748	-
	<b>Total Revenue (Net)</b>	<b>378.615</b>	<b>123.017</b>	<b>2.748</b>	<b>501.632</b>	<b>2.748</b>	<b>27.330</b>
<b>###</b>	<b>Expenses</b>						
	a. Cost of Materials Consumed	-	-	-	-	-	-
	b. Purchases of Stock-in-trade	302.458	90.790	-	393.247	-	-
	c. Changes in inventories of Stock-in-Trade	-	-	-	-	-	-
	d. Employee benefits expenses	1.618	1.200	-	2.818	-	3.000
	e. Finance Cost	0.002	0.002	0.003	0.003	0.006	0.020
	f. Depreciation and Amortization Expenses	-	-	-	-	-	-
	g. Other Expenses	0.970	3.681	0.068	4.651	3.668	24.150
	<b>Total Expenses</b>	<b>305.048</b>	<b>95.673</b>	<b>0.071</b>	<b>400.720</b>	<b>3.674</b>	<b>27.170</b>
<b>####</b>	<b>Profit/(Loss) before Exceptional and Extraordinary items and tax (1-2)</b>	<b>73.568</b>	<b>27.344</b>	<b>2.677</b>	<b>100.912</b>	<b>(0.926)</b>	<b>0.160</b>
<b>####</b>	Exceptional Items	-	-	-	-	-	-
<b>###</b>	<b>Profit/(Loss) before Extraordinary items and tax (3-4)</b>	<b>73.568</b>	<b>27.344</b>	<b>2.677</b>	<b>100.912</b>	<b>(0.926)</b>	<b>0.160</b>
<b>###</b>	Extraordinary Items	-	-	-	-	-	-
<b>###</b>	<b>Profit Before Tax (5-6)</b>	<b>73.568</b>	<b>27.344</b>	<b>2.677</b>	<b>100.912</b>	<b>(0.926)</b>	<b>0.160</b>
<b>####</b>	<b>Tax Expenses</b>						
	(a) Current Tax	19.128	7.110	-	26.238	-	-
	(b) Deferred Tax	-	-	-	-	-	-
	<b>Total Tax Expenses</b>	<b>19.128</b>	<b>7.110</b>	<b>-</b>	<b>26.238</b>	<b>-</b>	<b>-</b>
<b>###</b>	<b>Net Profit/(Loss) for the period from continuing Operations (7-8)</b>	<b>54.440</b>	<b>20.234</b>	<b>2.677</b>	<b>74.674</b>	<b>(0.926)</b>	<b>0.160</b>
<b>###</b>	Profit (Loss) from Discontinuing operations before Tax	-	-	-	-	-	-
<b>###</b>	Tax Expenses of Discontinuing Operations	-	-	-	-	-	-
<b>###</b>	<b>Net Profit/(Loss) from Discontinuing operations after Tax (10-11)</b>	<b>54.440</b>	<b>20.234</b>	<b>2.677</b>	<b>74.674</b>	<b>(0.926)</b>	<b>0.160</b>
<b>###</b>	Share of Profit (Loss) of associates and Joint Vetures accounted for using equity method	-	-	-	-	-	-
<b>###</b>	<b>Net Profit (Loss) for the period (12+13)</b>	<b>54.440</b>	<b>20.234</b>	<b>2.677</b>	<b>74.674</b>	<b>(0.926)</b>	<b>0.160</b>
<b>###</b>	<b>Other comprehensive income, net of income tax</b>						
	a) i) Amount of item that will not be reclassified to profit or loss						
	ii) Income tax relating to items that will not be reclassified to profit or loss		(0.090)				(0.510)
	b) i) item that will be reclassified to profit or loss						
	ii) income tax relating to items that will be reclassified to profit or loss						
	<b>Total other comprehensive income, net of income tax</b>	<b>-</b>	<b>(0.090)</b>	<b>-</b>	<b>-</b>	<b>-</b>	<b>(0.510)</b>
<b>###</b>	<b>Total Comprehensive Income for the period</b>	<b>54.440</b>	<b>20.144</b>	<b>2.677</b>	<b>74.674</b>	<b>(0.926)</b>	<b>(0.350)</b>
<b>###</b>	<b>Details of equity share capital</b>						
	Paid-up Equity Share Capital	875.000	875.000	875.000	875.000	875.000	875.000
	Face Value of Equity Share Capital	10.000	10.000	10.000	10.000	10.000	10.000
<b>###</b>	<b>Details of debt securities</b>						
	Paid -Up Debt capital	-	-	-	-	-	-
	Face value of debt Securities	-	-	-	-	-	-
<b>###</b>	<b>Reserve excluding revaluation reserves as per balance sheet of previous accounting year</b>	<b>-</b>	<b>-</b>	<b>(742.285)</b>	<b>(640.290)</b>	<b>(742.285)</b>	<b>(741.700)</b>
<b>###</b>	<b>Debenture Redemption reserve</b>	<b>-</b>	<b>-</b>	<b>-</b>	<b>-</b>	<b>-</b>	<b>-</b>
<b>###</b>	<b>Earning per Share</b>						
<b>i</b>	<b>Earning per Share for Continuing Operations</b>						
	Basic Earning (Loss) per share from Continuing operations	0.622	0.230	0.031	0.853	(0.011)	(0.004)
	Diluted Earning (Loss) per share from Continuing operations	0.622	0.230	0.031	0.853	(0.011)	(0.004)
<b>ii</b>	<b>Earning per Share for discontinuing Operations</b>						
	Basic Earning (Loss) per share from discontinuing operations	-	-	-	-	-	-
	Diluted Earning (Loss) per share from discontinuing operations	-	-	-	-	-	-
<b>iii</b>	<b>Earnings per Equity Share</b>						
	Basic Earning (Loss) per share from Continuing and discontinuing operations	0.622	0.230	0.031	0.853	(0.011)	(0.004)
	Diluted Earning (Loss) per share from Continuing and discontinuing operations	0.622	0.230	0.031	0.853	(0.011)	(0.004)

Note:	
1	The above un-audited financial results were reviewed by the Audit Committee and approved by the Board of Directors in their meeting held on <b>20th October, 2022</b> .
2	The previous periods figures have been regrouped wherever necessary.
3	The Statutory auditors of the company have carried out a "Limited Review report" of the above results as per Regulation 33 of the SEBI (Listing Obligation and Disclosure Requirement) Regulations, 2015.
4	This statements has been prepared in accordance with the Companies ( Indian Accounting Standard ) Rules,2015 - IND AS prescribed under sec- 133 of the companies Act, 2013 read with the Companies( Indian Accounting Standards) Rules, 2015 as amended by the Companies( Indian Accounting Standards ) (Amendment) Rules, 2016 and other recognised accounting practices and policies to the extent applicable and in terms of Regulation 33 of SEBI( Listing Obligation and Disclosure Requierment ) Regulations, 2015 .
5	As per the defination of Reportable segment in Accordance with Accounting standard 17 of Segment Reporting issued by Institue of Chartered Accountant of india, the company has NIL reportable segment Hence, seprate disclosure for segment reporing is not applicable to the company.
<b>For and on Behalf of the Board of Eureka Industries Ltd</b>	
Place: Ahmedabad Date: 20th October, 2022	  <b>Deepak Kumar Soni</b> <b>Managing Director</b> <b>DIN :09670815</b>

**EUREKA INDUSTRIES LIMITED**

(CIN : L91110GJ1992PLC018524)

Reg. Office:307-B, Harekrishna Complex, B/h City Gold Cinema, Ashram Road, Ahmedabad-380009.

E-mail:eurekaindtd@gmail.com

**Un-Audited Statement of Assets & Liabilities as at 30th September, 2022**

(Rs. In Lacs)

	Particulars	Un-Audited AS AT 30.09.2022	Audited AS AT 31.03.2022
<b>1</b>	<b>Assets</b>		
<b>A</b>	<b>Non-Current Assets</b>		
	(a) Property, Plant and Equipment	-	-
	(b) Capital work-in-progress	-	-
	(c) Investment Property	-	-
	(d) Goodwill	-	-
	(e) Other Intangible assets	-	-
	(f) Intangible assets under development	-	-
	(g) Biological Assets other than bearer plants	-	-
	(h) Financial Assets		
	(i) Investments	-	20.529
	(ii) Trade receivables	-	-
	(iii) Loans	634.958	-
	(iv) Others (to be specified)	-	-
	(i) Deferred tax assets (net)	-	-
	(j) Other non-current assets	-	-
	<b>Total (A)</b>	<b>634.958</b>	<b>20.529</b>
<b>B</b>	<b>Current assets</b>		
	(a) Inventories	-	-
	(b) Financial Assets		
	(i) Investments	-	-
	(ii) Trade receivables	270.683	-
	(iii) Cash and cash equivalents	0.439	3.914
	(iv) Bank balances other than (iii) above	-	-
	(v) Loans	-	884.958
	(vi) Others (to be specified)	-	-
	(c) Current Tax Assets (Net)	-	-
	(d) Other current assets	2.122	1.492
	<b>Total (B)</b>	<b>273.244</b>	<b>890.364</b>
	<b>Total Assets (A+B)</b>	<b>908.201</b>	<b>910.893</b>
<b>2</b>	<b>EQUITY AND LIABILITIES</b>		
<b>A</b>	<b>EQUITY</b>		
	(a) Equity Share capital	875.000	875.000
	(b) Instruments entirely equity in nature	-	-
	(c) Other Equity	(640.286)	(741.704)
	<b>Total (A)</b>	<b>234.714</b>	<b>133.296</b>
<b>B</b>	<b>LIABILITIES</b>		
<b>B1</b>	<b>Non-current liabilities</b>		
	(a) Financial Liabilities		
	(i) Borrowings	297.202	-
	(ii) Trade payables	-	-
	(iii) Other financial liabilities	-	-
	(b) Provisions	-	-
	(c) Deferred tax liabilities (Net)	-	-
	(d) Other non-current liabilities	-	-
	<b>Total (B1)</b>	<b>297.202</b>	<b>-</b>
<b>B2</b>	<b>Current liabilities</b>		
	(a) Financial Liabilities		
	(i) Borrowings	-	771.540
	(ii) Trade payables	373.016	1.615
	(iii) Other financial liabilities	-	-
	(b) Other current liabilities	3.270	3.270
	(c) Provisions	-	-
	(d) Current Tax Liabilities (Net)	-	1.171
	<b>Total (B2)</b>	<b>376.286</b>	<b>777.596</b>
	<b>Total Equity and Liabilities (A+B1+B2)</b>	<b>908.201</b>	<b>910.892</b>

Place : Ahmedabad  
Date : 20th October, 2022

For, Eureka Industries Limited

*Deepak Kumar Soni*



**Deepak Kumar Soni**  
Managing Director  
DIN : 00670815

**EUREKA INDUSTRIES LIMITED**  
**(CIN : L91110CJ1992PLC018524)**

Reg. Office:307-B, Harekrishna Complex, B/h City Gold Cinema, Ashram Road, Ahmedabad-380009.

E-mail:eurekaindLtd@gmail.com

**UN-AUDITED CASH FLOW STATEMENT FOR THE SIX MONTHS ENDED SEPTEMBER 30, 2022**

(Amount in Lacs)

Particulars	Six Months Ended 30th Sep, 2022		Six Months Ended 30th Sep, 2021	
	Rs.		Rs.	
<b>CASH FLOW FROM OPERATING ACTIVITIES</b>				
Net Profit before Tax for the year		101.420		(0.926)
<b>Adjustments for :</b>				
Transferred from reserve	-		-	
Depreciation	-		-	
Finance Cost			0.006	0.006
<b>Operating Profit before Working Capital change</b>		101.420		(0.920)
<b>Adjustments for :</b>				
Decrease/(Increase) in Receivables	(270.680)		-	
Decrease/(Increase) in Other Current Assets	(0.630)		-	
Increase/(Decrease) in Payables	371.400		(0.073)	
Increase/(Decrease) in Other Current Liabilities	(1.170)	98.920	(0.734)	(0.807)
<b>Cash Generated From Operations</b>		200.340		(1.727)
Income Tax		-		-
<b>NET CASH FROM OPERATING ACTIVITIES Total (A)</b>		200.340		(1.727)
<b>CASH FLOW FROM INVESTING ACTIVITIES</b>				
Non Current Investment	20.530		-	
Purchase of Fixed Assets	-		-	
Finance Cost	-		(0.006)	
<b>NET CASH USED IN INVESTING ACTIVITIES Total (B)</b>		20.530		(0.006)
<b>CASH FLOW FROM FINANCING ACTIVITIES</b>				
Long Term Borrowing	(474.340)		(2.200)	
Long Term Loans & Advances	250.000		-	
<b>NET CASH FROM FINANCING ACTIVITIES Total (C)</b>		(224.340)		(2.200)
Net Increase/(Decrease) in Cash and Cash Equivalents Total (A+B+C)		(3.470)		(3.933)
Cash and Cash Equivalents -- Opening Balance		3.910		6.277
Cash and Cash Equivalents -- Closing Balance		0.440		2.344
		0.000		(0.000)
<b>Note: Previous year's figures have been regrouped/rearranged wherever considered necessary.</b>				

For & on behalf of the Board,  
Eureka Industries Limited

*Deepak Kumar Soni*

**Deepak Kumar Soni**  
Managing Director  
DIN : 09670815



Place : Ahmedabad  
Date : 20th October, 2022