

### Limited Review Report

To,  
Board of Directors of EUREKA INDUSTRIES LIMITED

We have reviewed the accompanying statement of unaudited financial results of EUREKA INDUSTRIES LIMITED for the quarter ended 30<sup>th</sup> June, 2022 which are included in the accompanying "Statement of Unaudited Financial Result for Quarter ended June 30, 2022" together with relevant notes thereon. The statement has been prepared by company pursuant to regulation 33 of the Securities and Exchange Board of India (Listing Obligations and Disclosure Requirements) Regulations, 2015, as amended (the "Listing Regulations").

The statement is the responsibility of the company's management and has been approved by the Board of Directors, has been prepared in accordance with the recognition and measurement principles laid down in the Ind AS 34 "Interim Financial Reporting (Ind As 34), prescribed under section 133 of the companies act, 2013 as amended, read with relevant rules issued thereunder and other accounting principles generally accepted in India. Our responsibility is to issue a report on the statement based on our review.


We conducted our review in accordance with the Standard on Review Engagement (SRE) 2410, "Review of Interim Financial Information Performed by the Independent Auditor of the Entity", issued by the ICAI. This Standard requires that we plan and perform the review to obtain moderate assurance as to whether the financial statements are free of material misstatement. A review of Interim Financial information consists of making inquiries, primarily of persons responsible for financial and accounting matters, and applying analytical and other review procedures. A review is substantially less in scope than an audit conducted in accordance with Standards on Auditing and consequently does not enable us to obtain assurance that we would become aware of all significant matters that might be identified in an Audit. Accordingly, we do not express an Audit opinion.

Based on our review conducted as above, nothing has come to our attention that causes us to believe that the accompanying statement of unaudited financial results prepared in accordance with the recognition and measurement principles laid down in the aforesaid Indian Accounting Standards ("Ind As") specified under Section 133 of the Companies Act, 2013 as amended, read with relevant rules issued thereunder and other accounting principles generally accepted in India, has not disclosed the information required to be disclosed in terms of the Listing Regulations, including the manner in which it is to be disclosed, or that it contains any material misstatement.

Date : 3<sup>rd</sup> August, 2022  
Place : Ahmedabad

For, V S S B & Associates  
Chartered Accountants.  
Firm No. 121356W



  
(Vishves Shah)  
Partner  
M. No. 109944  
UDIN: 22109944AOELUD2552



**EUREKA INDUSTRIES LIMITED**

(CIN:L91110GJ1992PLC018524)

Reg. Office: 307 B, HAREKRISHNA COMPLEX B/H CITY GOLD CINEMA, ASHRAM ROAD AHMEDABAD Ahmedabad GJ 380009 IN

**STATEMENT OF UN-AUDITED FINANCIAL RESULTS FOR THE QUARTER ENDED ON JUNE 30, 2022**

| Sr No      | Particulars   | (Rs. in lacs except Per share data) |  |                                       |   |
|------------|---|-------------------------------------|--|---------------------------------------|---|
|            |   | Quarter ended June 30, 2022         | Preceding Quarter ended March 31, 2022 | Preceding Quarter ended June 30, 2021 | Year to date figures for the March 31, 2022 |
|            |   | Un-Audited                          | Audited                                | Un-Audited                            | Audited                                     |
| <b>1</b>   | <b>Revenue From Operations</b>  |                                     |  |                                       |   |
|            | (a) Revenue from Operations   | 123.017                             | 24.582                                 | 0.000                                 | 27.330                                      |
|            | (b) Other Income  | 0.000                               | 0.000                                  | 0.000                                 | 0.000                                       |
|            | <b>Total Income (Net)</b>   | <b>123.017</b>                      | <b>24.582</b>                          | <b>0.000</b>                          | <b>27.330</b>                               |
| <b>2</b>   | <b>Expenses</b>   |                                     |  |                                       |   |
|            | a. Cost of Materials Consumed   | 0.000                               | 0.000                                  | 0.000                                 | 0.000                                       |
|            | b. Purchases of Stock-in-trade  | 90.790                              | 0.000                                  | 0.000                                 | 0.000                                       |
|            | c. Changes in inventories of Stock-in-Trade   | 0.000                               | 0.000                                  | 0.000                                 | 0.000                                       |
|            | d. Employee benefits expenses   | 1.200                               | 3.000                                  | 0.000                                 | 3.000                                       |
|            | e. Finance Cost   | 0.002                               | 0.009                                  | 0.003                                 | 0.016                                       |
|            | f. Depreciation and Amortization Expenses   | 0.000                               | 0.000                                  | 0.000                                 | 0.000                                       |
|            | g. Other Expenses   | 3.681                               | 20.193                                 | 3.150                                 | 24.154                                      |
|            | <b>Total Expenses</b>   | <b>95.673</b>                       | <b>23.202</b>                          | <b>3.153</b>                          | <b>27.170</b>                               |
| <b>3</b>   | <b>Profit/(Loss) before Exceptional and Extraordinary items and tax (1-2)</b>                   | <b>27.344</b>                       | <b>1.380</b>                           | <b>(3.153)</b>                        | <b>0.160</b>                                |
| <b>4</b>   | <b>Exceptional Items</b>  | <b>0.000</b>                        | <b>0.000</b>                           | <b>0.000</b>                          | <b>0.000</b>                                |
| <b>5</b>   | <b>Profit/(Loss) before Extraordinary items and tax (3-4)</b>                                   | <b>27.344</b>                       | <b>1.380</b>                           | <b>(3.153)</b>                        | <b>0.160</b>                                |
| <b>6</b>   | <b>Extraordinary Items</b>  | <b>0.000</b>                        | <b>0.000</b>                           | <b>0.000</b>                          | <b>0.000</b>                                |
| <b>7</b>   | <b>Profit Before Tax (5-6)</b>  | <b>27.344</b>                       | <b>1.380</b>                           | <b>(3.153)</b>                        | <b>0.160</b>                                |
| <b>8</b>   | <b>Tax Expenses</b>   |                                     |  |                                       |   |
|            | (a) Current Tax   | 7.109                               | 0.000                                  | 0.000                                 | 0.000                                       |
|            | (b) Deferred Tax  | 0.000                               | 0.000                                  | 0.000                                 | 0.000                                       |
|            | <b>Total Tax Expenses</b>   | <b>7.109</b>                        | <b>0.000</b>                           | <b>0.000</b>                          | <b>0.000</b>                                |
| <b>9</b>   | <b>Net Profit/(Loss) for the period from continuing Operations (7-8)</b>                        | <b>20.235</b>                       | <b>1.380</b>                           | <b>(3.153)</b>                        | <b>0.160</b>                                |
| <b>10</b>  | <b>Profit (Loss) from Discontinuing operations before Tax</b>                                   | <b>0.000</b>                        | <b>0.000</b>                           | <b>0.000</b>                          | <b>0.000</b>                                |
| <b>11</b>  | <b>Tax Expenses of Discontinuing Operations</b>   | <b>0.000</b>                        | <b>0.000</b>                           | <b>0.000</b>                          | <b>0.000</b>                                |
| <b>12</b>  | <b>Net Profit/(Loss) from Discontinuing operations after Tax (10-11)</b>                        | <b>20.235</b>                       | <b>1.380</b>                           | <b>(3.153)</b>                        | <b>0.160</b>                                |
| <b>13</b>  | <b>Share of Profit (Loss) of associates and Joint Vetures accounted for using equity method</b> | <b>0.000</b>                        | <b>0.000</b>                           | <b>0.000</b>                          | <b>0.000</b>                                |
| <b>14</b>  | <b>Net Profit (Loss) for the period (12+13)</b>   | <b>20.235</b>                       | <b>1.380</b>                           | <b>(3.153)</b>                        | <b>0.160</b>                                |
| <b>15</b>  | <b>Other comprehensive income, net of income tax</b>  |                                     |  |                                       |   |
|            | a) i) Amount of item that will not be reclassified to profit or loss                            |                                     |  |                                       |   |
|            | ii) Income tax relating to items that will not be reclassified to profit or loss                | (0.091)                             | (0.128)                                | 0.000                                 | (0.506)                                     |
|            | b) i) item that will be reclassified to profit or loss  |                                     |  |                                       |   |
|            | ii) income tax relating to items that will be reclassified to profit or loss                    |                                     |  |                                       |   |
|            | <b>Total other comprehensive income, net of income tax</b>                                      | <b>(0.091)</b>                      | <b>(0.128)</b>                         | <b>0.000</b>                          | <b>(0.506)</b>                              |
| <b>16</b>  | <b>Total Comprehensive income for the period</b>  | <b>20.144</b>                       | <b>1.252</b>                           | <b>(3.153)</b>                        | <b>(0.346)</b>                              |
| <b>17</b>  | <b>Details of equity share capital</b>  |                                     |  |                                       |   |
|            | Paid-up Equity Share Capital  | 875.000                             | 875.000                                | 875.000                               | 875.000                                     |
|            | Face Value of Equity Share Capital  | 10.000                              | 10.000                                 | 10.000                                | 10.000                                      |
| <b>18</b>  | <b>Details of debt securities</b>   |                                     |  |                                       |   |
|            | Paid -Up Debt capital   | 0.000                               | 0.000                                  | 0.000                                 | 0.000                                       |
|            | Face value of debt Securities   | 0.000                               | 0.000                                  | 0.000                                 | 0.000                                       |
| <b>19</b>  | <b>Reserve excluding revaluation reserves as per balance sheet of previous accounting year</b>  | <b>0.000</b>                        | <b>(0.007)</b>                         | <b>(744.442)</b>                      | <b>(741.704)</b>                            |
| <b>20</b>  | <b>Debenture Redemption reserve</b>   | <b>0.000</b>                        | <b>0.000</b>                           | <b>0.000</b>                          | <b>0.000</b>                                |
| <b>21</b>  | <b>Earning per Share</b>  |                                     |  |                                       |   |
| <b>i</b>   | <b>Earning per Share for Continuing Operations</b>  |                                     |  |                                       |   |
|            | Basic Earning (Loss) per share from Continuing operations                                       | 0.230                               | 0.014                                  | (0.036)                               | (0.004)                                     |
|            | Diluted Earning (Loss) per share from Continuing operations                                     | 0.230                               | 0.014                                  | (0.036)                               | (0.004)                                     |
| <b>ii</b>  | <b>Earning per Share for discontinuing Operations</b>   |                                     |  |                                       |   |
|            | Basic Earning (Loss) per share from discontinuing operations                                    | 0.000                               | 0.000                                  | 0.000                                 | 0.000                                       |
|            | Diluted Earning (Loss) per share from discontinuing operations                                  | 0.000                               | 0.000                                  | 0.000                                 | 0.000                                       |
| <b>iii</b> | <b>Earnings per Equity Share</b>  |                                     |  |                                       |   |
|            | Basic Earning (Loss) per share from Continuing and discontinuing operations                     | 0.230                               | 0.014                                  | (0.036)                               | (0.004)                                     |
|            | Diluted Earning (Loss) per share from Continuing and discontinuing operations                   | 0.230                               | 0.014                                  | (0.036)                               | (0.004)                                     |

| Note:  |   |
|--|---|
| 1  | The above un-audited financial results were reviewed by the Audit Committee and approved by the Board of Directors in their meeting held on 3rd August, 2022.   |
| 2  | Profit / loss from discontinuing operations, if any, included in the above shall be disclosed separately with details thereof.  |
| 3  | This statements has been prepared in accordance with the Companies ( Indian Accounting Standard ) Rules,2015 - IND AS prescribed under sec-133 of the companies Act, 2013 read with the Companies( Indian Accounting Standards) Rules, 2015 as amended by the Companies( Indian Accounting Standards ) (Amendment) Rules, 2016 and other recognised accounting practices and policies to the extent applicable and in terms of Regulation 33 of SEBI( Listing Obligation and Disclosure Requierment ) Regulations, 2015 . |
| 4  | To facilitate Comparision , figures of previous periods has been regrouped and rearranged, wherever necessary.  |
| 5  | As per the defination of Reportable segment in Accordance with Accounting standard 17 of Segment Reporting issued by Institue of Chartered Accountant of india, the company has NIL reportable segment Hence, seprate disclosure for segment reporting is not applicable to the company.  |
| 6  | The Statutory auditors of the company have carried out a "Limited review report" of the above results as per Regulation 33 of the SEBI (Listing Obligation and Disclosure Requirement) Regulations, 2015.   |
| <p><b>For and on Behalf of the Board of Eureka Industries Limited</b></p>   <p><b>Deepak Kumar Soni</b><br/>(Managing Director)<br/>DIN : 09670815</p> |   |
| <p>Place: Ahmedabad<br/>Date: 3rd August, 2022</p>   |   |